




The Governor-General and Government House

*Te Kāwana Tianara o Aotearoa
me Te Whare o te Kāwana*



Activity Book | *Pukapuka mahi*

Government House is the home of the Governor-General of Aotearoa New Zealand

The Governor-General is the New Zealand representative of our Head of State, King Charles III. Government House is the home of the Governor-General (and the King if he is in New Zealand). It is where lots of the ceremonies and events that are part of the Governor-General's job take place.

Wellington Government House was opened in 1910. There is a second smaller Government House in Auckland.

On the outside, the house looks like a grand British mansion, but inside it is full of art, patterns, carvings and culture celebrating Aotearoa New Zealand.

Every year thousands of New Zealanders and people from other countries are welcomed to special events at Government House.



Can I print and share this activity book? **YES**

Can I sell this activity book or use it for monetary benefit? **NO**

Can I change and adapt this activity book? **SOME OF IT***

***Except for:**

1. The Government House logo
2. The front cover and inside front cover illustration by Jac Warr
3. The centre map and illustrations


Please note that if you publish or distribute this work to the public without adapting it the following attribution should be used:

Source: Government House Wellington gg.govt.nz/GovernmentHouse and the Governor-General Activity Book 2022. Licensed by Government House under the Creative Commons Attribution-Non Commercial 4.0 International licence.

If you adapt this work in any way the following attribution should be used:

This work is (based on/includes) the Government House publication: Government House and the Governor-General Activity Book 2022. Licensed by Government House under the Creative Commons Attribution-Non Commercial 4.0 International licence.

© **Government House Visitor Centre**



Thanks for learning about Government House

If you would like to visit us or arrange an online
visit you can book at www.gg.govt.nz
or email us at bookings@govthouse.govt.nz

Contact Us

Government House Visitor Centre
Government House, Hospital Road entrance, Newtown Wellington.
Postal address Private Bag 39995,
Wellington Mail Centre, Lower Hutt 5045
Phone 04 3820837
email bookings@govthouse.govt.nz
www.gg.govt.nz

Thanks to everyone who helped us with this booklet,
especially Flt Lt Sylvie Admore, former ADC to the Governor-General and
Joya Boerrigter for our illustrations. Front cover and inside front cover
illustration by Jac Warr. Reproduced with permission.



Dame Cindy Kiro, Governor General of New Zealand

Kia ora, ngā mihi ki a koutou

My job is a special one. For five years I represent King Charles III, the King
of New Zealand. King Charles is our Head of State, but he lives in the United
Kingdom. I do the jobs he would do if he was here.

This means I give New Zealanders awards and medals on behalf of the King
and country, and I appoint the Prime Minister and Cabinet after a General
Election. I am advised by Government ministers on important issues.
Any new law needs to be signed by me - a system called 'Royal Assent'. I
am patron of over 140 charities, and I represent New Zealand at special
occasions overseas. I also officially welcome ambassadors from other
countries and host the welcome ceremonies for heads of state and royalty
when they visit New Zealand.

I was chosen by the Prime Minister and appointed by Queen Elizabeth II
in 2021 to be Governor-General for 5 years. When the Queen died on 8
September 2022, I became the representative of her heir King Charles III. I
will finish in 2026. While I am Governor-General, I live at Government House
with my husband Dr Richard Davies and our dogs. We have children and
grandchildren living in other parts of New Zealand.

Being a Governor-General is a real honour. It is about celebrating the
wonderful country we live in and the people who call it home.

Kia ora, huihui tātou katoa.

Cindy Kiro



The Governor-General and me

Favourite colour

Dame Cindy: I love all the colours of the rainbow. Truly, I can't pick a favourite. My favourite colour depends on how I am feeling at the time!

Do you have a favourite? _____


Favourite place in Aotearoa

Dame Cindy: I have a special place in my heart for Northland. It is where my family comes from, and we have a home we love in the Far North.

What's your place? _____

Favourite animal

Dame Cindy: I love dogs. We have two – Pebbles (a pug) and Lucy (a miniature schnauzer pug cross – or a schnug!) They are full of personality and mischief. You will find pictures of them throughout this book.



Do you have a favourite animal? _____

Favourite food

Dame Cindy: My favourite food is usually Vietnamese food like pho or rice rolls. I really like trying foods from lots of different countries.


What's yours? _____

Ideas and art space

Here's some space for you to draw or write about things you saw when you visited, or to put any other ideas you have.




Help Pebbles find Lucy



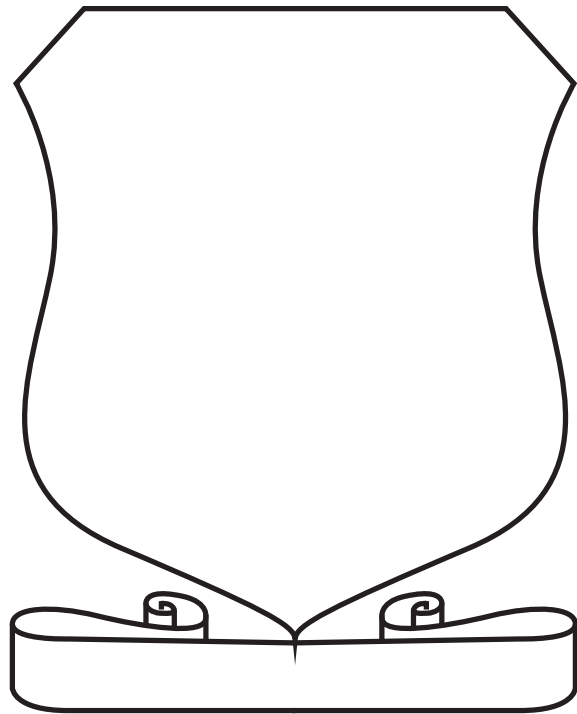
Coats of arms

Coats of Arms are designed by each Governor-General to show important things to them or their whanau. The Coats of Arms are carved in wood. You can see them at Government House in Wellington. Everything on a Coat of Arms will have a meaning. They're a way of telling a story through pictures and symbols.

You can use animals or people on the sides of the shield as supporters. The 'ribbon' at the bottom is for a motto or a saying that describes you or your family's values. Some Governors-General have a helmet on top of the shield to show they have been knighted. At the top they often have an animal, person or bird. This design is Sir Anand Satyanand's coat of arms.



How would you show your family story?



Go on a Governor-General hunt!

There are places all over Aotearoa named after Governors-General.

We would love you to send us photos of places you find – streets, bridges, towns, parks or buildings.

Send your pics to bookings@govthouse.govt.nz

Can you find these in the wordfind?

Beattie	Bledisloe	Blundell
Bowen	Cartwright	Cobham
Fergusson	Fitzroy	Freyberg
Galway	Glasgow	Gordon
Gore Brown	Grey	Hardie Boys
Hobson	Holyoake	Islington
Jellicoe	Jervois	Kiro
Liverpool	Mateparae	Newall
Normanby	Norrie	Onslow
Plunket	Porritt	Ranfurly
Reddy	Reeves	Robinson
Satyanand	Tizard	



Governor-General wordfind

I	L	O	O	P	R	E	V	I	L	L	H	R	Q	G	N	G	N	R	Z
L	S	T	Y	H	F	J	S	O	L	E	A	I	P	O	D	B	O	E	Y
B	L	E	D	I	S	L	O	E	N	N	T	L	K	R	N	X	S	E	B
Q	R	E	C	Y	I	H	D	E	F	S	L	S	Q	E	A	P	B	V	R
G	X	B	I	N	E	N	O	U	A	A	L	N	C	B	N	O	O	E	N
E	V	P	G	T	U	A	R	L	W	R	T	O	S	R	A	R	H	S	Y
U	F	T	U	L	T	L	K	E	Y	I	A	Y	W	O	Y	R	B	Y	E
F	O	E	B	K	Y	A	N	P	R	O	O	P	O	W	T	I	W	O	U
N	O	F	R	E	Y	B	E	R	G	B	A	W	E	N	A	T	J	R	H
O	H	T	U	G	D	O	D	B	E	C	Y	K	W	T	S	T	E	Z	J
F	S	W	T	K	U	W	P	I	R	S	B	O	E	W	A	R	L	T	Y
N	Q	Z	H	P	S	S	D	T	T	Q	G	U	O	O	V	M	L	I	D
R	O	X	G	X	L	R	S	N	O	S	N	I	B	O	R	A	I	F	D
Q	M	D	I	B	A	U	T	O	A	J	E	R	V	O	I	S	C	X	E
W	R	X	R	H	G	I	N	L	N	Y	A	W	L	A	G	O	O	F	R
P	U	T	W	O	Z	A	G	K	F	A	L	F	V	N	B	J	E	P	H
H	P	M	T	A	G	K	T	D	E	R	R	Y	B	N	A	M	R	O	N
N	O	R	R	I	E	J	W	R	Z	T	J	V	A	H	K	I	R	O	W
N	J	D	A	J	W	K	I	Z	E	C	Q	M	Z	F	C	M	G	K	A
L	H	U	C	N	F	G	C	E	S	N	B	T	N	E	W	O	B	A	E

Can you spot the changes?

Here is one of the first design drawings for Dame Cath Tizard's coat of arms and the finished one. Circle where it changed.




Mythbusting!

Read through these 10 sentences about the job of the Governor-General and Government House and circle **AE** (yes) or **KĀO** (no)



1.	The Governor-General is elected to run New Zealand.	AE	KĀO
2.	The Prime Minister lives at Government House.	AE	KĀO
3.	Dame Cindy Kiro is the fourth woman to be a Governor-General.	AE	KĀO
4.	Government House in Wellington was where Tiriti o Waitangi the Treaty of Waitangi was signed.	AE	KĀO
5.	There are two Government Houses in the North Island and none in the South Island.	AE	KĀO
6.	We change our Governor-General at the same time we change our Prime Minister.	AE	KĀO
7.	If the Governor-General goes overseas, the Prime Minister does the job until the Governor-General gets back.	AE	KĀO
8.	The only two people who can fly a flag from the top of Government House are the Governor-General or the King.	AE	KĀO



Doing the mahi

A little bit of mahi goes a long way in our communities. Colour in or circle the ways you help out where you live. There's space on the next page for you to draw what you could do too!



Giving back to our communities | *He koha ki te iwi*

9.	The Royal Family has stayed at Government House.	AE	KĀO
10.	Anyone can be chosen as Governor-General.	AE	KĀO



1. **KĀO** - The Prime Minister chooses the Governor-General and the King appoints them.
2. **KĀO** - The Governor-General lives at Government House. The Prime Minister lives at Premier House.
3. **AE** - The others are Dame Cath Tizard, Dame Silvia Cartwright and Dame Patsy Reddy.
4. **KĀO** - Te Tiriti o Waitangi the Treaty of Waitangi was signed in 1840 in places around New Zealand. Government House was opened in 1910.
5. **AE** - The houses are in Wellington and Auckland. There were plans to have a South Island Government House but they fell through.
6. **KĀO** - The term for a GG is usually 5 years. The term for a Government is usually 3 years. We don't change them at the same time.
7. **KĀO** - It's important to keep the Governor-General's responsibilities and the PM's responsibilities separate. The Chief Justice or another judge does the job until the Governor-General gets back to New Zealand.
8. **AE** - Only the King and the King's representative (the Governor-General) can fly their flag from Government House. It flies when they are staying in the house.
9. **AE** - When the Royal Family visit New Zealand they stay at Government House.
10. **AE** - Anyone can be chosen as Governor-General by the Prime Minister. You might have to wait a bit though. Most people start the job when they are at least 55 years old!

ANSWERS

You are invited

Government House can be a very formal place sometimes. Here's an invitation




What do the bits on it mean and why do we have them?

RSVP – This means the person organizing the event wants you to let them know if you can come or not. The letters stand for “Respondez si vous plait”, which is French for ‘reply please’

Dress – For a special event it always helps to know what people want you to wear. Is it super fancy or a bit more casual?

Special requirements – It helps the organizer if you tell them about any foods you can't eat or if you find walking, hearing or seeing difficult, or perhaps loud noises make you nervous. Let them know before you visit so they can make sure you have a great time!

If you were able to design a medal for someone who has done something special for your community or school, what would it look like? Think about what pictures or words you would put on the medal, what shape it would be and what ribbon you would use.



Saying thank you

An important part of the Governor-General's job is saying thank you to New Zealanders who have done special things for their community and for the country.

Every year people receive medals for volunteer work, for bravery and service to our country.

There are two main honours lists every year.



“To be acknowledged for doing what one loves is so very humbling.
Di Cleverley, honour recipient 2019”

The King's Service Medal is awarded to people who have done extraordinary volunteer work in their community.



Something's cooking

Every year Government House and the Governor-General host thousands of people at events. That means there is a lot of cooking going on! Our kitchens produce over 5,000 sandwiches every year, plus cakes, biscuits and 4 course dinners.

There are times when everyone likes to cook for fun! Here's a recipe from Dame Cindy which she has made with her grandchildren. She thought you might like to try it too.

Banana Cake

Ingredients

- 125g butter/margarine, softened
- ¾ cup white sugar
- 2 eggs
- 1 - 1 ½ cups or 3-4 mashed ripe bananas
- 1 tsp baking soda
- 2 Tbsp hot milk
- 2 cups white flour
- 1 tsp baking powder

Getting ready:

- Heat the oven to 180°C. Butter the inside of a 20cm deep round cake tin and line the base with baking paper.

Making the cake:

- Mix the butter and sugar together until it's light and fluffy.
- Add the eggs one at a time. Beat well as you add each one.
- Add the mashed banana and mix well.
- Stir the baking soda into the hot milk and add to the mixture, then sift the dry ingredients together and fold through the mixture.
- Scoop the mixture into the prepared tin, level the top, and bake for about 50 minutes or until cake springs back when lightly touched.
- Leave in tin for 10 minutes before turning out onto a wire rack to cool. When cold ice with chocolate Icing.



Map your route

Mark the route you took through Government House when you visited.

If you haven't been here yet you can find the bones we have hidden for Pebbles and Lucy!

